

notes
 This drawing is the copyright © property of Hypostyle Designs Ltd - no copying or distribution of this drawing or any part thereof is permitted without prior written permission.
 Do not scale from this drawing. All existing dimensions to be checked on site prior to commencement of works or manufacturing of components.
 Any discrepancies to be brought to the attention of the architect - if in doubt, ask.

- S.H.E - safety health & environment information
- Existing fragile roof. Plan access to roof. Keep working area below clear.
 - Restricted work area above existing ceiling (plywood access platform). Ensure ceiling platform is structurally adequate to work from. Plan access and emergency egress.
 - Working at height plan access over existing roof. Internal to be protected from construction activities and waste products.
- symbol indicates location & ref. no. of residual hazard/risk



CONSTRUCTION ISSUE

B	NOTED AS CONSTRUCTION ISSUE	SR	SR	20.02.25
A	THICKNESS OF TRISOMET AMENDED	SR	SR	12.02.24
rev.	amendment	by	checked	date

HYPOSTYLE
 HYPOSTYLE Architects
 www.hypostyle.co.uk

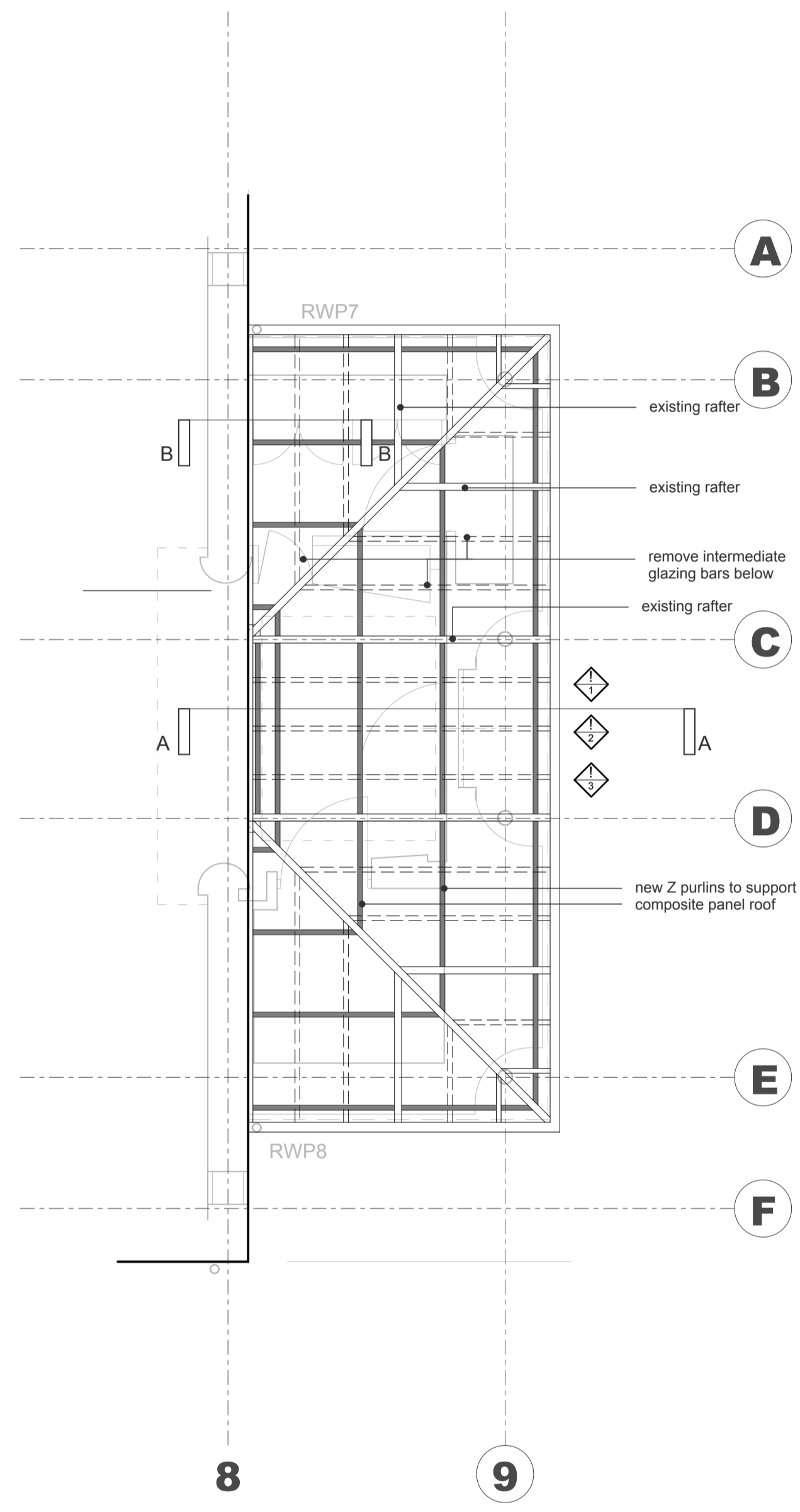
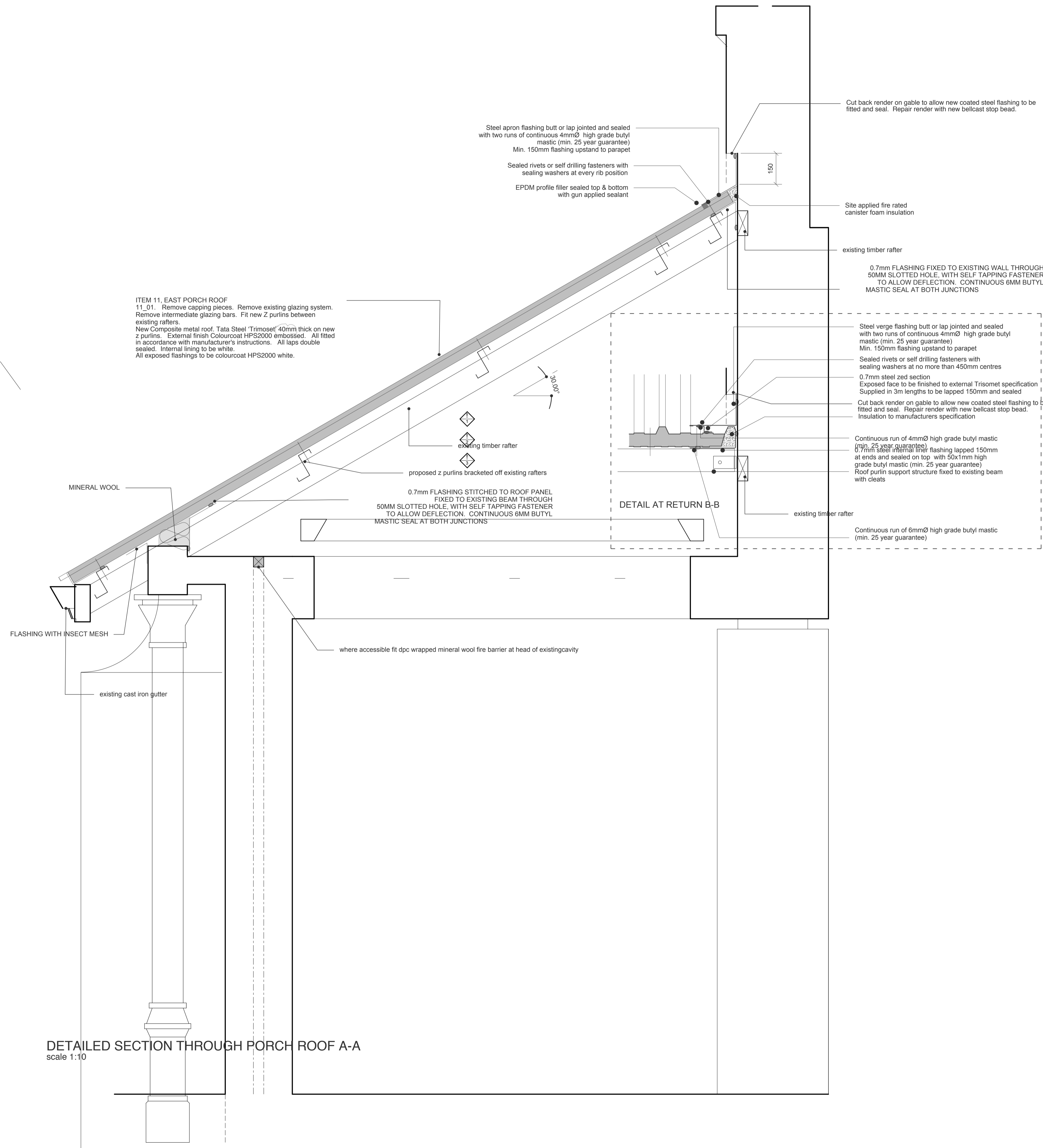
Glasgow 49 St. Vincent Crescent G3 8NG
 T: 0141 204 4441 F: 0141 204 4897 E: glasgow@hypostyle.co.uk
 Edinburgh 4 Sandport Place EH6 6EU
 T: 0131 555 0688 F: 0131 553 4450 E: edinburgh@hypostyle.co.uk

client
CITY BUILDING (GLASGOW) LLP

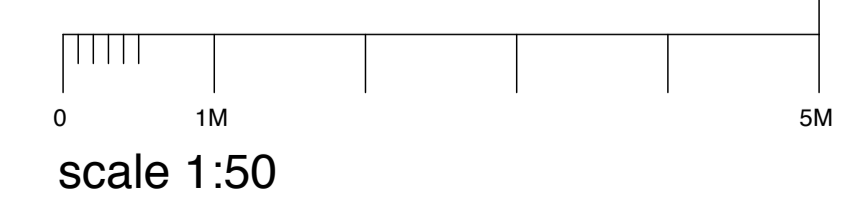
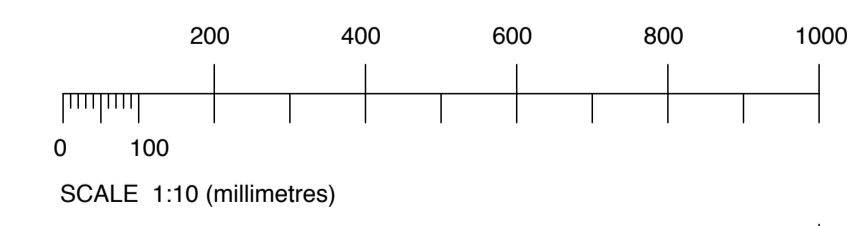
client's ref
 project
**FOSSIL GROVE, VICTORIA PARK
 GLASGOW**

drawing
**EAST PORCH ROOF DETAIL
 AS PROPOSED**

scale	1:10, 1:50	drawn	SR	checked	SR
page size	A1	date	July, 24	date	July, 24
job ref	3989	drawing num	AL(0)113	rev	B



RAFTER LEVEL PLAN
 scale 1:50



DETAILED SECTION THROUGH PORCH ROOF A-A
 scale 1:10